

| | | | | | | |
|---|--|------------------|------------------|--|------------------|------------------|
| Screen size | 50" diagonal size (1015mm x 761mm) | | | | | |
| Abbreviated model name | 50PH | 50PHF | 50XH | 50XH-F | 50XL | 50XLF |
| Native resolution | SXGA+ (1400 x 1050 pixels) | | | XGA (1024 x 768 pixels) | | |
| Accessibility | Rear | Front | Rear | Front | Rear | Front |
| Technology | DLP™ technology / DarkChip3™ / BrilliantColor™ | | | | | |
| Brightness | Bright mode | | | 1150cd/m² (typ.) | | |
| | Normal mode | | | 1010cd/m² (typ.) | | |
| Viewability angle | Horizontal | | | 178° (1/2 gain ±36°) | | |
| | Vertical | | | 60° (1/2 gain ±10°) | | |
| Contrast ratio | 2400:1 (typ.) | | | 2200:1 (typ.) | | |
| Screen to screen gap | 0.2 - 1.0mm (*1) | 1.0 - 2.0mm (*2) | 0.2 - 1.0mm (*1) | 1.0 - 2.0mm (*2) | 0.2 - 1.0mm (*1) | 1.0 - 2.0mm (*2) |
| Lamp system | Lamp power | | | | | |
| | Average lifetime | | | | | |
| | Lamp switching time | | | | | |
| | Lamp changer system | | | | | |
| Key parts average lifetime | DLP™ chip | | | | | |
| | Colour wheel | | | | | |
| | Cooling fan | | | | | |
| Control signal input | LAN: RJ45 x1 (10 BASE-T/100 BASE-TX) | | | | | |
| | RS-232C: D-sub 9 pins x1 | | | | | |
| | Mitsubishi Electric original control link: D-sub 9 pins x2 | | | | | |
| | Wire remote: F3.5jack x1 | | | | | |
| Input board slot for optional input board | IR receiver | | | | | |
| Power consumption | 250W (at 132W lamp power) 280W (at 150W lamp power) | | | 230W (at 132W lamp power) 260W (at 150W lamp power) | | |
| AC input voltage | AC 100-240V ±10%, 50/60Hz ±1Hz | | | | | |
| Operation environment | Temperature | | | | | |
| | Humidity | | | | | |
| Weight | 69kg / 152lbs | 76kg / 168lbs | 69kg / 152lbs | 76kg / 168lbs | 68kg / 150lbs | 75kg / 165lbs |
| Model number | Engine | | VS-PH70U | | VS-XH70U | |
| | Cabinet | | S-5070CAF | | S-5070CAF | |
| | Screen | | SC-5070U | | SC-5070U | |
| | All-in-one | | VS-50PH70U | | VS-50XLF70U | |

(*1) Depending on configuration and environment. 1.0mm recommended for large walls to allow for expansion due to humidity.
 (*2) Depending on configuration and environment. 2.0mm recommended for large walls to allow for expansion due to humidity.
 (*3) The average lamp life is a reference value advised by the lamp manufacturer, not guaranteed.

Optional Black Bead Screen upon special request

| | | | | | | |
|--|-------------|-----------|----------|----------------------|----------|-----------|
| Abbreviated model name with optional Black Bead Screen | 50PHB | 50PHFB | 50XHB | 50XHFB | 50XLB | 50XLB |
| Model number for optional Black Bead Screen | SC-5070B | SC-5070BF | SC-5070B | SC-5070BF | SC-5070B | SC-5070BF |
| Brightness with optional Black Bead Screen | Bright mode | | | 260cd/m² (typ.) | | |
| | Normal mode | | | 230cd/m² (typ.) | | |
| Viewability angle with optional Black Bead Screen | Horizontal | | | 178° (1/2 gain ±35°) | | |
| | Vertical | | | 178° (1/2 gain ±35°) | | |

Analog RGB input board

| | |
|------------------------------------|--|
| Model number | VC-B70G2 |
| Signal input terminal (Analog RGB) | 5BNC x1, HD D-sub 15 pins x1 |
| RGB input scanning frequency | Signal resolutions |
| | Horizontal |
| Pixel clock rate | Vertical |
| | 49Hz - 85Hz |
| Functions | 25MHz - 162MHz |
| | Image scaling (shrink and zoom) Frame rate conversion |

Digital RGB input board

| | |
|-------------------------------------|--|
| Model number | VC-B70D2 |
| Signal input terminal (Digital RGB) | DVI-D x2 |
| RGB input scanning frequency | Signal resolutions |
| | Horizontal |
| Pixel clock rate | Vertical |
| | 49Hz - 85Hz |
| Functions | 25MHz - 162MHz |
| | TMDS |
| Functions | Image scaling (shrink and zoom) Frame rate conversion |

All information contained herein might be changed by Mitsubishi Electric Corp. without the prior notice.
 DLP™, DarkChip3™ and BrilliantColor™ are trademarks of Texas Instruments.

Video input board

| | |
|--------------------------------------|--|
| Model number | VC-B70V2 |
| Signal input terminal (Analog video) | 3BNC x2 |
| Analog video input signals | NTSC, NTSC4.43, PAL, PAL-M, PAL-N, PAL-60, SECAM |
| Functions | Image scaling (shrink and zoom) Frame rate conversion |

Daisy-chain board

| | |
|------------------------------|---|
| Model number | VC-B70DC |
| Signal input terminal | Analog RGB: HD D-sub 15 pins x1 Digital RGB: DVI-D x1 Analog video: 3BNC x1 |
| Signal output terminal | Digital RGB: DVI-D x1 (for daisy-chain use only) |
| RGB input scanning frequency | Signal resolutions |
| | Horizontal |
| Pixel clock rate | Vertical |
| | 49Hz - 85Hz |
| Functions | 25MHz - 162MHz |
| | Image scaling (shrink and zoom) Frame rate conversion Daisy-chain (up to 16 panels) |

SDI input board

| | |
|-------------------------|--|
| Model number | VC-B70SD1 |
| Signal input terminal | HD-SDI: BNC x1 |
| Input signals | HD-SDI (SMPT 292M)/SD-SDI (SMPT 259M-C) |
| Signal output terminal | HD-SDI: BNC x1 (for through output) |
| Gen Lock input terminal | BNC x1 |
| Functions | Image scaling (shrink and zoom) Frame rate conversion |



70 Seventy Series:

50" Display Wall Cubes

MITSUBISHI ELECTRIC CORPORATION
 HEAD OFFICE : TOKYO BLDG., 2-7-3, MARUNOUCHI, CHIYODA-KU, TOKYO 100-8310, JAPAN

MITSUBISHI ELECTRIC SALES CANADA INC.
 4299 14th Avenue, Markham, ON L3R 0J2 Fax: (905) 475-7958 Tel: (905) 475-7728
 www.MitsubishiElectric.ca



Originality, Expertise & Innovation ~ Setting Global Standards for Display Wall Systems with Smart 7 Concept

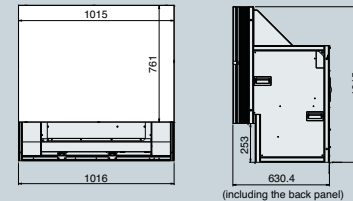
One of the first manufacturers to introduce display wallcubes using DLP™ technology in 1997, Mitsubishi Electric has a long history and extensive experience in the production of display wall systems.

Their popularity continues to grow among customers and partners, with more than 35,000 display wall units installed in countries around the world to date.

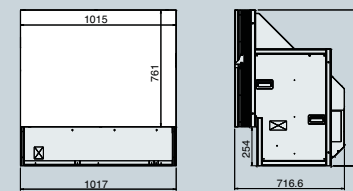
A leading product of our 7th-generation solutions, the 70 Series incorporates the latest cutting-edge technologies to ensure the delivery of superior picture quality and reliability; maintaining the excellent quality synonymous with the Mitsubishi Electric name.



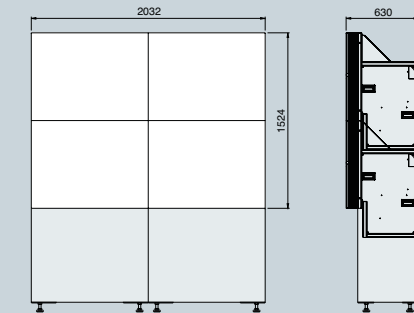
■ Single cube (Rear maintenance cube)



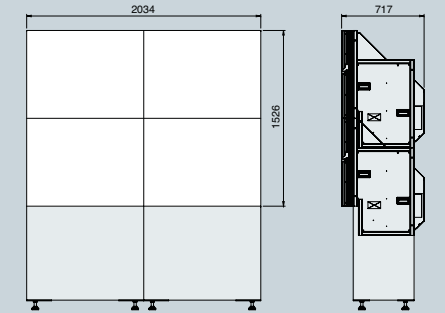
■ Single cube (Front maintenance cube)



■ 2x2 multi screen configuration (Rear maintenance cube)



■ 2x2 multi screen configuration (Front maintenance cube)



Intelligence

Advanced Smart Lamp

- Automatic colour adjustment after replacing the lamp
- A lamp switch function which detects the fading brightness of the lamp at the end of its service life
- A scheduled lamp switch function for alternate use of two lamps
- Quick lamp swap (less than 1 sec) with a fast rotating mirror to minimize the lamp downtime

Colour Space Control

- Primary colour adjustment for consistent colour blending and brilliance uniformity for multi-screen configurations

Digital Gradation Circuit

- Sharp, vivid images from edge to edge on multi-screen configurations ensured by uniform brightness distribution across the screen

Flexibility

Tailor-made System

- Common cabinet and screen for SXGA+ and XGA (upgradeable at a small additional cost)
- Mitsubishi Electric 100% front access and rear access versions
- The flexibility to configure the system according to specific needs with three optional input ports

Internal Processing

Built-in Processor

- Up to four windows + 1 background per panel (up to 6 windows in the case of no background image)
- Windows of any size across the entire wall
- User-friendly graphical user interface, Mitsubishi Electric's D-Wall software suite



Auto-balancing

Dynamic Colour & Brightness Balancing

- Three built-in sensors (one for each primary colour)
- Automatic colour and brightness balancing over the entire display for long periods of operation
- No need for an external computer

Easy Set-up

Auto-tuning

- Auto-geometry function as the result of extensive R&D work in image software processing

Full Front Installation and Maintenance Capability

- No need to have maintenance space behind the display wall with 100% front access versions

Durability

Advanced Smart Colour Wheel

- Automatic colour adjustments after replacement of the colour wheel
- 10-year service life

Redundancy

Smart Switch

- Signal redundancy for mission-critical applications